

1

UCLA 33, SAN DIEGO STATE 14

September 5 at the Rose Bowl

Game Notes - The Kevin Prince era at UCLA began with a win as the Bruins held SDSU scoreless for the final three quarters en route to a 33-14 victory. San Diego State outscored the Bruins 14-10 in the first quarter, but it was all UCLA after that as the Bruins tacked on 23 unanswered points. The run game was productive as Johnathan Franklin and Derrick Coleman each scored a touchdown on the ground. Prince threw for 176 yards with two interceptions in his Bruin debut. The defense had a solid game as well, holding the Aztecs to 39 total rushing yards. Rahim Moore led the defense with three picks in the game. UCLA special teams tacked on the final score for the Bruins as Alterraun Verner returned a blocked field goal 70 yards for a touchdown.

Scoring

San Diego St.	14	0	0	0	-	14
UCLA	10	13	10	0	-	33

Weather: Hazy (89°) Attn.: 55,761

First Quarter

SDSU - Kawulok, 4-yard pass from Lindley. Yoshida converts. (9:28)

UCLA - Forbath, 49-yard field goal. (4:43)

SDSU - Brown, 78-yard pass from Lindley. Yoshida converts. (3:00)

UCLA - Franklin, 12-yard run. Forbath converts. (2:44)

Second Quarter

UCLA - Coleman, 29-yard run. Forbath kick blocked. (5:33)

UCLA - Austin, 6-yard pass from Prince. Forbath converts. (1:42)

Third Quarter

UCLA - Forbath, 50-yard field goal. (4:27)

UCLA - Verner, 70-yard blocked field goal return. Forbath converts. (00:37)

Statistics

San Diego St.	UCLA
11..... First Downs	19
18/39..... Carries/Net Yards Rushing.....	38/144
238..... Net Yards Passing.....	215
18/45/3..... Pass Comp/Att/Int.....	20/31/2
63/277..... Total Plays/Total Yards.....	69/359

Top Individuals

Rushing - Coleman (U) 4-69-1, Sullivan (S) 9-25-0; Receiving - Brown (S) 5-139-1, Embree (U) 6-97-0; Passing - Lindley (S) 18-45-3-238-2, Prince (U) 18-29-2-176-1; UCLA Tackles - R. Carter 6, Ky. Bosworth 4.

TENN - Hardesty, 11-yard run. Lincoln converts. (2:58)

Second Quarter

UCLA - Moline, 12-yard pass from Prince. Forbath converts. (7:09)

Third Quarter

UCLA - Forbath, 39-yard field goal. (14:00)

UCLA - Forbath, 31-yard field goal. (9:53)

UCLA - Forbath, 47-yard field goal. (2:39)

Fourth Quarter

TENN - Lincoln, 28-yard field goal. (9:56)


TENN - Prince tackled by Rogan in end zone, safety. (1:41)

Statistics

UCLA	Tennessee
12..... First Downs	16
36/85..... Carries/Net Yards Rushing	44/115
101..... Net Yards Passing.....	93
11/23/0..... Pass Comp/Att/Int	13/26/3
59/186..... Total Plays/Total Yards.....	70/208

Top Individuals

Rushing - Hardesty (T) 26-89-1, Franklin (U) 17-80-0; Receiving - Hancock (T) 5-58-0, Paulsen (U) 2-22-0; Passing - Prince (U) 11-23-0-101-1, Crompton (T) 13-26-3-93-0; UCLA Tackles - R. Carter 14, Ky. Bosworth 10, Viney 8, Dye 7, Moore 6, Verner 6.



3

UCLA 23, KANSAS STATE 9

September 19 at the Rose Bowl

Game Notes - UCLA won its third straight game as Kevin Craft started in place of an injured Kevin Prince (fractured jaw suffered against Tennessee). The Bruin run game was big as freshman Johnathan Franklin recorded his first career 100-yard rushing performance (119). Kicker Kai Forbath was a perfect 3-for-3 on field goals to help the Bruins score a 23-9 victory. The UCLA defense again was solid as it held KSU to 3-of-14 on third down conversions and just 69 yards rushing. Tony Dye led the way with nine tackles, while Akeem Ayers led the team with two sacks. Alterraun Verner had two picks in the game.

Scoring

Kansas State	3	0	6	0	-	9
UCLA	7	6	0	10	-	23

Weather: Hazy (75°) Attn.: 67,311

First Quarter

UCLA - Franklin, 3-yard run. Forbath converts. (5:16)

KS - Cherry, 26-yard field goal. (2:03)

Second Quarter

UCLA - Forbath, 39-yard field goal. (14:51)

UCLA - Forbath, 35-yard field goal. (5:00)

Third Quarter

KS - Thomas, 7-yard run. Doerr pass failed for two-point conversion. (5:14)

Fourth Quarter

UCLA - Forbath, 40-yard field goal. (9:55)

UCLA - Austin, 51-yard pass from Craft. Forbath converts. (6:18)

Statistics

Kansas State	UCLA
19..... First Downs	16
37/69..... Carries/Net Yards Rushing	34/173
199..... Net Yards Passing.....	186
23/35/2..... Pass Comp/Att/Int	13/24/1
72/268..... Total Plays/Total Yards.....	58/359

Top Individuals

Rushing - Franklin (U) 23-119-1, Thomas (K) 15-54-1; Receiving - Rosario (U) 3-45-0, Banks (K) 6-33-0; Passing - Craft (U) 13-24-1-186-1, Coffman (U) 20-34-2-193-0; UCLA Tackles - Dye 9, Ky. Bosworth 6, Ayers 5, S. Price 5, Verner 5, Siewierski 5.



2

UCLA 19, TENNESSEE 15

September 12 in Knoxville, TN

Game Notes - The Bruins traveled to SEC country to face Tennessee and came out victorious in a close game for their second win of the season. UCLA's Kai Forbath was nearly perfect as he connected on 4-of-5 field goals for 12 of UCLA's 19 points. Tennessee led 10-3 after the first quarter, but the Bruins held the Vols scoreless in the second and third, while scoring 16 straight points. Tennessee picked up five points in the fourth quarter on a field goal and safety, but the Bruins held on for the win. The UCLA defense was staunch as it held the Vols to 3-of-14 conversions on third down. Reggie Carter led the team with 14 tackles, while Brian Price recorded

two sacks. Rahim Moore picked off two balls during the game for his second multi-interception performance of the season

Scoring


UCLA	3	7	9	0	-	19
Tennessee	10	0	0	5	-	15

Weather: Sunny (82°) Attn.: 102,239

First Quarter

UCLA - Forbath, 26-yard field goal. (10:44)

TENN - Lincoln, 31-yard field goal. (5:07)



4

STANFORD 24, UCLA 16
October 3 in Stanford, CA

Game Notes - Stanford's Toby Gerhart rushed for 134 yards and three touchdowns as the Bruins dropped their first game of the year, 24-16, to the Cardinal. Stanford took a 14-6 halftime lead after two Gerhart touchdown runs, then tacked on 10 more points to lead 24-6 heading into the fourth quarter. A Bruin rally fell short despite holding the Cardinal scoreless in the final 15 minutes. Alterraun Verner led the defense with 10 tackles. Kevin Craft posted solid numbers in the loss, completing 22 of 34 passes for 204 yards and no interceptions.

Scoring

UCLA	3	3	0	10	-	16
Stanford	7	7	10	0	-	24

Weather: Sunny (72°) Attn.: 41,525

First Quarter

UCLA - Forbath, 29-yard field goal. (8:51)
STAN - Gerhart, 5-yard run. Whitaker converts. (3:11)

Second Quarter

STAN - Gerhart, 10-yard run. Whitaker converts. (9:31)
UCLA - Forbath, 34-yard field goal. (00:00)

Third Quarter

STAN - Gerhart, 1-yard run. Whitaker converts. (9:39)
STAN - Whitaker, 29-yard field goal. (1:03)

Fourth Quarter

UCLA - Franklin, 1-yard run. Forbath converts. (11:08)
UCLA - Forbath, 35-yard field goal. (4:16)

Statistics

UCLA	Stanford
20.....First Downs.....	20
26/95.....Carries/Net Yards Rushing.....	44/174
204.....Net Yards Passing.....	198
22/34/0.....Pass Comp/Att/Int.....	14/20/0
60/299.....Total Plays/Total Yards.....	64/372

Top Individuals

Rushing - Gerhart (S) 29-134-3, Franklin (U) 14-58-1; Receiving - Whalen (S) 6-118-0, Embree (U) 4-33-0; Passing - Craft (U) 22-34-0-204-0, Luck (S) 14-20-0-198-0; UCLA Tackles - Verner 11, Dye 10, S. Price 9, Ayers 8, Ky. Bosworth 8.

Third Quarter

ORE - Barner, 100-yard kickoff return. Flint converts. (14:47)
ORE - Jackson, 32-yard interception return. Flint converts. (14:34)
ORE - Maehl, 20-yard pass from Costa. Flint converts. (11:06)
UCLA - Ayers, 0-yard interception return. Forbath converts. (3:04)

Fourth Quarter


ORE - Flint, 33-yard field goal. (14:57)

Statistics

Oregon	UCLA
15.....First Downs.....	14
43/221.....Carries/Net Yards Rushing.....	33/66
82.....Net Yards Passing.....	145
9/17/1.....Pass Comp/Att/Int.....	18/35/2
60/303.....Total Plays/Total Yards.....	68/211

Top Individuals

Rushing - James (O) 20-152-0, Franklin (U) 9-32-0; Receiving - Embree (U) 5-50-0, Dickson (O) 3-24-0; Passing - Costa (O) 9-17-1-82-1, Prince (U) 13-25-1-81-0, Brehaut (U) 5-10-1-64-0; UCLA Tackles - Ky. Bosworth 9, Dye 7, Ko. Bosworth 7, R. Carter 6, Siewierski 6.



6

CALIFORNIA 45, UCLA 26
October 17 at the Rose Bowl

Game Notes - The Bruins dropped their third straight game of the year as California won 45-26 in the Rose Bowl. Kai Forbath was 4-of-4 in field goals and Kevin Prince recorded the first 300-yard passing game of his young career (311 yards, 21-41-1). Youngster Johnathan Franklin notched his second 100-yard rushing game of the season as he scored both of UCLA's touchdowns, including one from 74 yards out. The defense was paced by Rahim Moore's nine tackles.

Scoring

California	14	21	3	7	-	45
UCLA	7	13	6	0	-	26

Weather: Mostly sunny (100°) Attn.: 67,317

First Quarter

CAL - Vereen, 42-yard run. D'Amato converts. (12:18)
CAL - Jones, 43-yard pass from Riley. D'Amato converts. (4:54)
UCLA - Franklin, 7-yard run. Forbath converts. (2:52)

Second Quarter

CAL - Best, 51-yard pass from Riley. D'Amato converts. (9:41)
UCLA - Franklin, 74-yard run. Forbath converts. (9:23)
CAL - Best, 93-yard run. Tavecchio converts. (5:05)
UCLA - Forbath, 24-yard field goal (2:51)
CAL - Jones, 24-yard pass from Riley. Tavecchio converts. (00:46)
UCLA - Forbath, 39-yard field goal (00:00)

Third Quarter

UCLA - Forbath, 46-yard field goal. (11:41)
CAL - Tavecchio, 24-yard field goal (6:42)
UCLA - Forbath, 35-yard field goal. (3:05)

Fourth Quarter


CAL - Kendricks 68-yard interception return. Tavecchio converts. (5:05)

Statistics

California	UCLA
17.....First Downs.....	17
41/289.....Carries/Net Yards Rushing.....	26/137
205.....Net Yards Passing.....	311
14/23/0.....Pass Comp/Att/Int.....	21/42/1
64/494.....Total Plays/Total Yards.....	68/448

Top Individuals

Rushing - Vereen (C) 17-154-1, Best (C) 18-102-1, Franklin (U) 11-101-2; Receiving - Paulsen (U) 5-96-0, Jones (C) 4-89-2; Passing - Prince (U) 21-41-1-311-0, Costa (U) 14-23-0-205-3; UCLA Tackles - Moore 9, Ky. Bosworth 7, Verner 7, R. Carter 4.



5

OREGON 24, UCLA 10
October 10 at the Rose Bowl

Game Notes - The Bruins suffered their second loss of the year as the Oregon Ducks defeated UCLA in the Rose Bowl, 24-10. UCLA was able to hold the Ducks scoreless in the first half, but Oregon scored three touchdowns in the first five minutes of the third quarter to seal the win. Oregon returned a kickoff 100 yards to open up the second half, then picked off Kevin Prince, who had returned to action after missing the previous three games with a fractured jaw, and returned it for a touchdown for their second score. Prince then fumbled on the ensuing possession, giving Oregon the ball at the 50-yard line and, eventually, another seven points. Kyle Bosworth led the defense with nine tackles. Akeem Ayers intercepted an Oregon pass in the endzone for UCLA's only touchdown of the game.


Scoring

Oregon	0	0	21	3	-	24
UCLA	0	3	7	0	-	10

Weather: Hazy (75°) Attn.: 77,819

Second Quarter

UCLA - Forbath, 52-yard field goal. (5:59)



7

ARIZONA 27, UCLA 13

October 24 in Tucson, AZ

Game Notes - Despite five turnovers by Arizona, the Wildcats defeated UCLA 27-13 in Tucson as the Bruins lost their fourth straight game. Rahim Moore recorded his third multi-interception game of the season, with two picks, while Tony Dye returned a fumble for 28-yards for UCLA's only touchdown of the game to highlight the defense. UCLA utilized three qb's in the game - Prince, Craft and Brehaut, but none could get the offense going during the game.

Scoring

UCLA	0	3	10	0	-	13
Arizona	13	0	14	0	-	27

Weather: Clear (84°) Attn.: 51,440

First Quarter

AZ - Criner, 41-yard pass from Foles. Zendejas converts. (4:39)

AZ - Grigsby, 6-yard run. Zendejas kick blocked. (3:19)

Second Quarter

UCLA - Forbath, 53-yard field goal. (7:51)

Third Quarter

UCLA - Forbath, 33-yard field goal. (13:39)

AZ - Criner, 25-yard pass from Foles. Zendejas converts. (8:34)

UCLA - Dye, 28-yard fumble return. Forbath converts. (5:20)


AZ - Booth, 6-yard run. Zendejas converts. (00:34)

Statistics

UCLA	Arizona
10	27
23/65	46/209
146	247
15/35/0	22/35/3
58/211	81/456
First Downs	
Carries/Net Yards Rushing	
Net Yards Passing	
Pass Att/Comp/Int	
Total Plays/Total Yards	

Top Individuals

Rushing - Antolin (A) 16-77-0, Franklin (U) 9-36-0; Receiving - Turner (A) 5-55-0, Paulsen (U) 3-23-0; Passing - Foles (A) 22-34-3-247-2, Craft (U) 6-17-0-75-0, Prince (U) 7-15-0-60-0; UCLA Tackles - Ky. Bosworth 8, R. Carter 8, Ko. Bosworth 7, Westgate 7, Ayers 7.



8

OREGON STATE 26, UCLA 19

October 31 in Corvallis, OR

Game Notes - The Bruins lost their fifth straight game after a fourth quarter rally fell short in Corvallis. Down 19-3 in the final quarter, Kevin Prince threw two consecutive touchdown passes and two-point conversions to tie the game at 19-all. However, Oregon State scored a touchdown in the final minute of play to edge the Bruins 26-19. Prince had his second 300-yard plus passing game of the season as he was 22-of-34 for 323 yards. Receiver Nelson Rosario had a breakout game as he hauled in 152 passing yards, his first time over the century mark. Tony Dye led the defense with 10 tackles

Scoring

UCLA	0	0	3	16	-	19
Oregon State	3	13	0	10	-	26

Weather: Cloudy (59°) Attn.: 41,009

First Quarter

OSU - Kahut, 48-yard field goal. (10:35)

Second Quarter

OSU - Kahut, 42-yard field goal. (5:56)

OSU - Camp, 14-yard pass from Jacq. Rodgers. Kahut converts. (1:12)

OSU - Kahut, 27-yard field goal. (00:00)

Third Quarter

UCLA - Forbath, 24-yard field goal. (9:44)

Fourth Quarter

OSU - Kahut, 31-yard field goal. (10:10)

UCLA - Rosario, 58-yard pass from Prince. Rosario pass from Prince. (8:39)

UCLA - Embree, 7-yard pass from Prince. Franklin pass from Prince. (2:06)


OSU - James Rodgers, 17-yard run. Kahut converts. (00:44)

Statistics

UCLA	Oregon State
20	23
29/51	35/144
323	319
22/34/0	26/35/0
63/374	70/463
First Downs	
Carries/Net Yards Rushing	
Net Yards Passing	
Pass Att/Comp/Int	
Total Plays/Total Yards	

Top Individuals

Rushing - Jacq. Rodgers (O) 24-112-0, Franklin (U) 14-37-0; Receiving - Rosario (U) 6-152-1, James Rodgers (O) 10-106-0; Passing - Prince (U) 22-34-0-323-2, Canfield (O) 25-34-0-305-0; UCLA Tackles - Dye 10, Verner 9, Ayers 8, Ko. Bosworth 8, Moore 7, S. Price 6, Ward 6.



9

UCLA 24, WASHINGTON 23

November 7 at the Rose Bowl

Game Notes - The Bruins got back into the win column by edging Washington by a point. Quarterbacks Kevin Prince and Kevin Craft combined for 371 total passing yards as each threw touchdown passes. Nelson Rosario had another big game, breaking the century receiving mark for the second time this season with 111 yards. A missed field goal in the fourth quarter by UW's Erik Folk proved to be the difference-maker in the game as the Bruins held on to win 24-23. Rahim Moore tallied his eighth pick of the season, while Sheldon Price led the defense with eight tackles.

Scoring

Washington	10	6	7	0	-	23
UCLA	14	0	7	3	-	24

Weather: Hazy (68°) Attn.: 72,924

First Quarter

UCLA - Harkey, 1-yard pass from Prince. Forbath converts. (10:16)

UW - Kears, 17-yard pass from Locker. Folk converts. (8:26)

UW - Folk, 30-yard field goal. (6:14)

UCLA - Moline, 1-yard run. Forbath converts. (1:49)

Second Quarter

UW - Folk, 20-yard field goal. (11:26)

UW - Folk, 33-yard field goal. (9:27)

Third Quarter

UW - Kears, 34-yard pass from Locker. Folk converts. (11:52)

UCLA - Austin, 29-yard pass from Craft. Forbath converts. (10:53)

Fourth Quarter


UCLA - Forbath, 27-yard field goal. (14:53)

Statistics

Washington	UCLA
21	23
25/152	40/84
235	371
23/40/1	23/31/2
65/387	71/455
First Downs	
Carries/Net Yards Rushing	
Net Yards Passing	
Pass Att/Comp/Int	
Total Plays/Total Yards	

Top Individuals

Rushing - Polk (W) 15-132-0, Coleman (U) 13-49-0; Receiving - Kears (W) 7-114-2, Rosario (U) 7-111-0; Passing - Locker (W) 23-40-1-235-2, Prince (U) 13-17-1-212-1, Craft (U) 10-14-1-159-1; UCLA Tackles - S. Price 8, Verner 7, Ky. Bosworth 5, Ko. Bosworth 5.



10 UCLA 43, WASHINGTON STATE 7 November 14 in Pullman, WA

Game Notes - Kevin Prince tallied his third game with over 300 passing yards, while Chane Moline's career performance paced the Bruins to a 43-7 win in Pullman. Moline picked up three of UCLA's five touchdowns, while Prince added a huge 68-yard scoring run in the game. The offense had its most productive performance of the year with 556 total yards. Rahim Moore picked up his ninth interception of the season, while Akeem Ayers intercepted two balls and sacked the quarterback twice to lead the Bruin defense.

Scoring

UCLA	14	12	3	14	-	43
Wash. State	0	0	7	0	-	7

Weather: Partly cloudy (34°) Attn.: 25,661

First Quarter

UCLA - Embree, 27-yard pass from Prince. Forbath converts. (13:36)

UCLA - Moline, 2-yard run. Forbath converts. (5:16)

Second Quarter

UCLA - Prince, 68-yard run. Forbath converts. (13:04)

UCLA - Team safety. (10:45)

UCLA - Forbath, 38-yard field goal. (00:00)

Third Quarter

UCLA - Forbath, 31-yard field goal. (9:59)

WSU - Solomon, 46-yard pass from Lopina. Rooney converts. (1:56)

Fourth Quarter

UCLA - Moline, 7-yard run. Forbath converts. (14:55)


UCLA - Moline, 16-yard run. Forbath converts. (11:56)

Statistics

UCLA	Washington St.
28	First Downs 7
37/232	Carries/Net Yards Rushing 27/73
324	Net Yards Passing 108
29/45/0	Pass Att/Comp/Int 9/20/3
82/556	Total Plays/Total Yards 47/181

Top Individuals

Rushing - Prince (U) 5-76-1, Tardy (W) 14-41-0; Receiving - Moline (U) 7-60-0, Solomon (W) 2-54-1; Passing - Prince (U) 29-45-314-1-46, Lopina (W) 7-14-0-102-1, Lobbestael (W) 2-6-3-6-0; UCLA Tackles - B. Price 4, Ayers 4.



11 UCLA 23, ARIZONA STATE 13 November 21 at the Rose Bowl

Game Notes - The Bruins became bowl eligible with their sixth win of the season, defeating ASU, 23-13, at home. Alterraun Verner started the game off on a high note as he intercepted an ASU pass and returned it for a touchdown for UCLA's first score of the game. ASU rallied for a touchdown of their own, but the Bruin defense held the Sun Devils scoreless in the second and third quarters, enabling UCLA to take a 20-7 lead heading into the fourth. ASU could only manage two field goals in the fourth as the Bruins would go on to win their third straight game. Akeem Ayers led the defense with eight tackles, while he and Brian Price each tallied two sacks in the game.

Scoring

Arizona State	7	0	0	6	-	13
UCLA	7	13	0	3	-	23

Weather: Partly cloudy (66°) Attn.: 46,151

First Quarter

UCLA - Verner, 68-yard interception return. Forbath converts. (11:47)

ASU - Williams, 35-yard pass from Szakacsy. Weber converts. (00:51)

Second Quarter

UCLA - Forbath, 22-yard field goal. (9:16)

UCLA - Ayers, 9-yard fumble recovery. Forbath converts. (1:19)

UCLA - Forbath, 20-yard field goal. (00:00)

Fourth Quarter

UCLA - Forbath, 25-yard field goal. (13:42)


ASU - Williams, 70-yard pass from Szakacsy. Szakacsy pass failed. (11:47)

Statistics

Arizona State	UCLA
17	First Downs 16
33/118	Carries/Net Yards Rushing 36/131
197	Net Yards Passing 161
15/22/1	Pass Att/Comp/Int 16/32/0
55/315	Total Plays/Total Yards 68/292

Top Individuals

Rushing - Nance (A) 21-110-0, Moline (U) 25-84-0; Receiving - Williams (A) 6-128-2, Rosario (U) 5-74-0; Passing - Szakacsy (A) 15-22-1-197-2, Prince (U) 15-31-0-161-0; UCLA Tackles - Ayers 8, B. Price 6, Ky. Bosworth 6, Ko. Bosworth 5, R. Carter 5.



12 USC 28, UCLA 7 November 28 at the Coliseum

Game Notes - The Bruins' perfect November run was halted as USC defeated UCLA 28-7 in the final game of the regular season. The Trojans held a 14-0 lead heading into the fourth quarter, but UCLA was able to close to within seven points on a two-yard run by Chane Moline. However, the Trojans struck back, pushing the lead to 21-7 with just over a minute to play in the game. The Bruins then turned the ball over on downs on their next possession. Head coach Rick Neuheisel opted to take a timeout with just under a minute to play with USC back on offense. The Trojans came out of the timeout with a play-action pass that resulted in another touchdown. Both Kevin Prince and Kevin Craft saw action at quarterback as both teams struggled offensively. Alterraun Verner recorded his 13th career interception, while Brian Price recorded two tackles for a loss. Akeem Ayers led the defense in tackles with nine, including 2.5 for a loss.

Scoring

UCLA	0	0	0	7	-	7
USC	7	0	7	14	-	28

Weather: Clear (60°) Attn.: 85,713

First Quarter

USC - Smith, 62-yard interception return. Congdon converts. (6:31)

Third Quarter

USC - Bradford, 1-yard run. Congdon converts. (7:01)

Fourth Quarter

UCLA - Moline, 2-yard run. Forbath converts. (5:41)

USC - Bradford, 2-yard run. Congdon converts. (1:30)


USC - Williams, 48-yard pass from Barkley. Congdon converts. (00:44)

Statistics

UCLA	USC
18	First Downs 18
35/134	Carries/Net Yards Rushing 34/130
186	Net Yards Passing 206
18/39/3	Pass Att/Comp/Int 18/26/1
74/322	Total Plays/Total Yards 60/366

Top Individuals

Rushing - Bradford (S) 14-62-2, Craft (U) 9-40-0; Receiving - Williams (S) 5-82-1, Rosario (U) 5-54-0; Passing - Barkley (S) 18-26-1-206-1, Prince (U) 10-22-2-90-0, Craft (U) 8-17-1-98-0; UCLA Tackles - Ayers 9, S. Price 8, Dye 7, Moore 7, R. Carter 6, B. Price 5, Ko. Bosworth 5.



13

UCLA 30, TEMPLE 21

December 29 at the EagleBank Bowl

UCLA rallied from a 21-7 second-quarter deficit to defeat the Temple Owls, 30-21, in the second-ever EagleBank Bowl in Washington, DC. It was UCLA's fourth win in a five-game span to close out the season. It was also the first bowl victory under head coach Rick Neuheisel. In cold (30°) and windy RFK Stadium, UCLA outscored Temple 20-0 in the second half, holding the Owls to 41 net yards. Early in the third quarter, Terrence Austin turned a fourth-down slant pass into a 32-yard touchdown. Kai Forbath's field goal early in the final quarter brought the Bruins to

within a point, 21-20. With just over six minutes left in the contest, linebacker Akeem Ayers picked off a pass at the two-yard line and scored the go-ahead touchdown. A two-point conversion and a safety made the final score 30-21.

Scoring

UCLA	7	3	7	13	-	30
Temple	7	14	0	0	-	21

Weather: Windy (30°) Attn.: 23,072

First Quarter

TEM - Maneri, 26-yard pass from Charlton. McManus converts. (12:15)

UCLA - Rosario, 46-yard pass from Prince. Forbath converts. (6:00)

Second Quarter

TEM - Pierce, 111-yard run. McManus converts. (3:47)

TEM - Brown, 2-yard run. McManus converts. (1:25)

UCLA - Forbath, 40-yard field goal. (00:00)

Third Quarter

UCLA - Austin, 32-yard pass from Prince. Forbath converts. (11:59)

Fourth Quarter

UCLA - Forbath, 42-yard field goal. (12:31)

UCLA - Ayers, 2-yard interception return. Rosario pass from Prince. (6:01)

UCLA - Team Safety

Statistics

UCLA		Temple
13	First Downs	18
28/93	Carries/Net Yards Rushing	42/123
221	Net Yards Passing	159
16/31/1	Pass Att/Comp/Int	13/23/2
59/314	Total Plays/Total Yards	65/282

Top Individuals

Rushing - Brown (T) 20-83-1, Moline (U) 15-69-0, Pierce (T) 12-53-1; **Receiving** - Rosario (U) 4-66-1, Moline (U) 3-44-0, Pierce (T) 3-33-0, Paulsen (U) 3-31-0; **Passing** - Prince (U) 16-31-1-221-2, Charlton (T) 13-23-2-159-1;

UCLA Tackles - Ayers 9, Ky. Bosworth 7, Verner 7, R. Carter 7, Ko. Bosworth 6.

NO ONE COVERS THE FIELD LIKE UCLABRUINS.COM

PHOTOS • SCHEDULES • SCORES • LIVE GAME STATS • HIGHLIGHTS



UCLA TEAM

Kickoff Ret. for TD: Matthew Slater vs. Arizona St., 2007 (89 yds)
 Punt Ret. for TD: Maurice Drew vs. California, 2005 (81 yds)
 Interception Return for TD: Akeem Ayers vs. Temple, 2009 (2 yds)
 Scored on a blocked punt (TD): Glenn Love vs. California, 2008 (0 yds)
 Scored on a blocked punt (safety): Sean Westgate vs. Washington State (2009)
 Scored on a fumble recovery (TD): Akeem Ayers vs. Arizona State, 2009 (9 yds)
 Scored on a blocked field goal: Alterraun Verner vs. San Diego State, 2009 (70 yds)
 Scored on a blocked extra point attempt: Bret Lockett vs. Fresno State, 2008
 50+ Points: 50 vs. Northwestern, 2005 (50-38)
 Shutout of a team at home: Oregon, 2007 (16-0)
 Shutout of a team on road: at Stanford, 1987 (49-0)
 Overtime Game: Tennessee (27-24 win, 1 ot), 2009
 Did not allow an opponent touchdown: 2008 vs. Washington State
 Did not score a touchdown vs. an opponent: 2008 at Arizona State
 Did not allow an opponent field goal: 2009 vs. Temple
 Did not score a field goal vs. an opponent: 2009 vs. USC
 Scored on a two-point PAT: Kevin Prince to Nelson Rosario vs. Temple, 2009
 300+ yards rushing: 333 yards vs. Washington, 2007 (51 att/333)
 400+ yards rushing: 424 yards at Washington, 2004 (54 att/424)
 Less than 25 yards rushing: 16 at California, 2008 (22 att/16)
 300+ yards passing: 324 at Washington State, 2009
 400+ yards passing: 510 vs. Arizona State, 2005
 500+ yards passing: 510 vs. Arizona State, 2005
 Less than 100 yards passing: 89 vs. USC, 2008
 500+ yards total offense: 556 vs. Washington (232r, 324 p), 2009
 600+ yards total offense: 624 vs. Stanford (338r, 286p), 2007
 800+ all-purpose yards: 800 at Miami, 1998
 Less than 200 yards tot. off.: 186 at Tennessee, 2009
 Less than 150 yards tot. off.: 114 vs. USC, 2001
 Beat a top 25 team at home: Tennessee, 2008 (No. 18 AP)
 Beat a top 20 team at home: Tennessee, 2008 (No. 18 AP)
 Beat a top 15 team at home: Oregon, 2007 (No. 9 AP)
 Beat a top 10 team at home: Oregon, 2007 (No. 9 AP)
 Beat a top 5 team at home: USC, 2006 (No. 2 AP)
 Beat a top 25 team on road: at Oregon State, 2001 (No. 19 AP)
 Beat a top 20 team on road: at Oregon State, 2001 (No. 19 AP)
 Beat a top 15 team on road: at Arizona, 1998 (No. 10 AP)
 Beat a top 10 team on road: at Arizona, 1998 (No. 10 AP)
 Beat a top 5 team on road: at Washington, 1990 (No. 2 AP)
 Forced 5+ fumbles: 7 vs. Oklahoma, 2005 (6 vs. USC 1998)
 Recovered 5+ fumbles: 5 vs. USC, 1998
 UCLA Made 4 interceptions: 4 at Arizona, 2003
 UCLA Had 0 turnovers: Arizona State, 2009

UCLA INDIVIDUAL RUSHING

Rushed for 300+ yards: Maurice Drew, 2004 at Washington (322)
 Rushed for 200+ yards: Chris Markey, 2006 vs. Rice (208)
 Rushed for 150+ yards: Chris Markey, 2007 vs. Washington (193)
 Rushed for 100+ yards: Johnathan Franklin, 2009 vs. California (101)
 Pair run for 100+ yds: Chris Markey (193)/ Kahlil Bell (109) vs. Washington, 2007
 Had run of 90+ yards: 92 by DeShaun Foster, 2001 vs. Washington
 Had run of 75+ yards: 83 by Maurice Drew, 2003 vs. Arizona State
 Had run of 70+ yards: 74 by Johnathan Franklin, 2009 vs. California
 Had run of 60+ yards: 68 by Kevin Prince, 2009 at Washington State
 Had run of 50+ yards: 68 by Kevin Prince, 2009 at Washington State
 Had 30 rushing attempts: 30 by Chris Markey vs. Oregon, 2007
 Had 4+ rushing touchdowns: 5, Maurice Drew at Washington, 2004

UCLA INDIVIDUAL PASSING

Passed for 300+ yards: Kevin Prince, 2009 at Washington State (314)
 Had 30+ completions: Drew Olson, 2005 at Washington State (31)
 Had 50+ attempts: Dennis Dummit, 1970 vs. California (51)
 Had 4 touchdown passes: Ben Olson, 2007 at Stanford (5)
 Threw four interceptions: Kevin Craft, 2008 at California
 Had 80+ yard pass completion: 91 yds., D. Olson/J. Cowan vs. Arizona State, 2005
 Had 70+ yard pass completion: 77 yds., B. Olson/J. Cowan at Stanford, 2007
 Had 60+ yard pass completion: 69 yds., B. Olson/B. Breazell at Oregon State, 2007
 Had 50+ yard pass completion: 58 yds., K. Prince/N. Rosario at Oregon State, 2009

UCLA INDIVIDUAL RECEIVING

Caught 10+ passes: 11 by Mercedes Lewis at Arizona, 2005
 Had 100+ yards receiving: 111 by Nelson Rosario vs. Washington, 2009
 Had 150+ yards receiving: 152 by Nelson Rosario at Oregon State, 2009
 Had 200+ yards receiving: 230 by Craig Bragg vs. Oregon, 2003
 Pair of Bruins with 100+ yards receiving: Mercedes Lewis (108), Joe Cowan (109), Chris Markey (120) vs. Arizona State, 2005
 Had 3 touchdown catches: 3 by Mercedes Lewis vs. Arizona, 2004
 Had 4 touchdown catches: 4 by J.J. Stokes vs. Washington, 1993
 Had 80+ yard reception: 91 by Joe Cowan vs. Arizona State, 2005

UCLA INDIVIDUAL DEFENSE

Had 15+ tackles: 20 by Reggie Carter at BYU, 2008
 Had more than 20 tackles: 21 by Eric Turner vs. Oregon, 1989
 Had 2+ interceptions: Rahim Moore (2) at Arizona, 2009
 Had 5+ tackles for loss: Robert Thomas (5) vs. Ohio State, 2001
 Had 4+ sacks: Brendon Ayanbadejo (4) vs. USC, 1998
 Blocked a punt: Sean Westgate at Washington State, 2009

Blocked a PAT: Jerzy Siewierski at Arizona, 2009
 Blocked a field goal: Jerzy Siewierski vs. Oregon, 2009
 UCLA recorded a safety: vs. Temple, 2009

UCLA MISCELLANEOUS

Indiv. Scored 4+ TDs: 5 by Maurice Drew vs. Cal, 2005 (3 rush, 1 pass, 1 punt ret.)
 Indiv. kicked 50-yd. FG: 53 by Kai Forbath at Arizona, 2009
 Indiv. made 4+ field goals in a game: 4 by Kai Forbath vs. California, 2009
 Indiv. made 5+ field goals in a game: 5 by Nate Fikse vs. Stanford, 2002
 Indiv. attempted 5+ field goals in a game: 5 by Kai Forbath at Tennessee, 2009
 Indiv. Returned Blocked FG for TD: Alterraun Verner vs. San Diego State, 2009
 Indiv. Returned Blocked PAT for score: Bret Lockett vs. Fresno State, 2008
 Indiv. punted 10+ times: Aaron Perez, 10 vs. USC, 2008
 Indiv. 5+ punts downs inside the 20: 5 by Chris Sailer at Houston, 1998
 Indiv. had 80+ yard intercept. ret.: 89 by Alterraun Verner vs. Arizona, 2006
 Indiv. had 100+ rushing and receiving yds: Skip Hicks vs. U.Wash., 1997 (147 rushing/106 receiving)
 Scored four TDs in one quarter: fourth quarter at Oregon State, 2007
 Scored 40+ points in one half: first half vs. Rice, 2005 (49)
 Scored 50+ points in one half: first half vs. Colorado, 1980 (56)
 Rallied from 20-point deficit: 2005 vs. Northwestern (0-22 in first quarter)
 Played a game in the rain: 2007 at Oregon State
 Played a game in the rain at home: 1982 vs. Oregon
 Played a game in 100° degree temperature: 2009 vs. Cal (100°)

OPPONENT TEAM

Kick return for touchdown: Kenjon Barner, Oregon, 2009 (100 yds)
 Punt return for touchdown: Marlon Moore, Fresno State, 2008 (63 yds)
 Interception return for touchdown: Malcolm Moore, USC, 2009 (62 yds)
 Scored upon by a blocked punt (TD): Lawrence Timmons, Florida State, 2006 (25 yards)
 Scored on a fumble recovery (TD): Paul Unga, Arizona State, 2008 (17 yards)
 Scored on a safety: Tennessee, 2009
 Scored on a failed extra point attempt: none
 Scored on a two-point conversion: Washington, 2006
 50+ points scored: 59 at BYU, 2008
 Shutout at home: 1999 by Cal (0-17)
 Shutout on road: 2008 at BYU (0-59)
 Rushed for 300+ yards: Oregon, 2008 (323)
 Rushed for less than 25 yards: at Arizona State, 2008 (21)
 Passed for 400+ yards: Washington State, 2006 (405)
 Passed for less than 100 yards: Oregon, 2009 (82)
 Had 500+ yards total offense: at BYU, 2008 (521)
 Had 600+ yards total offense: USC, 2005 (679)
 Had less than 200 yards total off.: 181 by Washington State, 2009
 Had less than 150 yards total off.: 122 by Arizona State, 2008
 Had less than 100 yards total off.: 42 by Arkansas, 1989
 Forced UCLA to have 5+ Turnovers: Notre Dame, 2007 (7)
 Intercepted four UCLA passes: California, 2008 (4)
 Intercepted five UCLA passes: Washington State, 2001 (5)

OPPONENT INDIVIDUAL RUSHING

Rushed for 250+ yards: Reggie Bush, USC, 2005 (260)
 Rushed for 200+ yards: Dwight Tardy, Washington State, 2007 (214)
 Had run of 75+ yards: Jahvid Best, California, 2009 (93)
 Had run of 50+ yards: Jahvid Best, California, 2009 (93)
 Had 40+ rushing attempts: Jerome Harrison, Washington State, 2004 (42)
 Had 35+ rushing attempts: Dwight Tardy, Washington State, 2007 (37)

OPPONENT INDIVIDUAL PASSING

Passed for 400+ yards: Alex Brink, Washington State, 2006 (405)
 Had 25+ completions: Sean Canfield, Oregon State, 2009 (25)
 Had 50+ attempts: Max Hall, BYU, 2007 (52)
 Completed a pass for 75+ yards: 78 by Ryan Lindley, San Diego State, 2009
 Completed a pass for 50+ yards: 70 by Sampson Szakacsy, Arizona State, 2009
 Had 4+ touchdown passes: Jake Locker (4), Washington, 2007

OPPONENT INDIVIDUAL RECEIVING

Caught 10+ passes: James Rodgers, Oregon State, 2009 (10)
 Had 100+ yards receiving: Kyle Williams, Arizona State, 2009 (128)
 Had 150+ yards receiving: Mike Hass, Oregon State 2005 (199)
 Had 200+ yards receiving: Troy Walters, Stanford, 1999 (278)
 Had 3 TD catches: Derek Hagan, Arizona State, 2004 (3)

OPPONENT DEFENSE

Had 15+ tackles: Malcolm Smith, USC, 2009 (15)
 Had 2 interceptions: Marcus Ezeff, California (2)
 Had 3 sacks: Stephen Paea, Oregon State, 2009 (3)
 Blocked a punt: USC, 2008
 Blocked a field goal: BYU, 2008
 Blocked a PAT: San Diego State, 2009

OPPONENT MISCELLANEOUS

Scored four touchdowns: Ron Dayne, 1998 Rose Bowl, (4)
 Kicked 50+ yard field goal: Thomas Weber, Arizona State, 2007 (53)
 Made five field goals: USC, 2004
 Returned blocked field goal for score: Oregon State, 2002
 Scored on blocked punt: Florida State, 2006
 Returned fumble for score: Arizona State, 2008
 Returned Interception for score: USC, 2009
 Returned a PAT for score: none